




\* All images in this datasheet are for illustrative purposes only.



**Indoor LED** LSBE

# LSBE Indoor LED Series



High Brightness



Durable Frame Design



Easy Installation and Maintenance



Compatibility with LG Software Solutions

## LSBE

Pixel Pitch	1.25 / 1.56 / 1.88 / 2.50 mm
Brightness	600 nit
Weight per Cabinet	6.5 kg
Service Access	Front
IP Rating Front / Rear	IP50 / IP50



## Brightness

With a great brightness of 600 nits, it clearly delivers content and attracts public attention, making it ideal for achieving bright indoor visibility.




## 90° Corner Design Available

If you add 90° corner option, the LSBE series fits naturally into the space and delivers smooth content to customers.




## Improved Flatness and Easy Maintenance

LSBE utilizes two modules to form a single cabinet, which helps minimize the gaps between modules compared to cabinets composed of multiple modules resulting in a smoother screen with fewer visible gaps. Moreover thanks to its structural advantage, LSBE allows for easy maintenance.



### More Secure Maintenance with the Use of Safety Wire

When removing a module from the cabinets, the safety wire helps secure maintenance by preventing screen and module drops.



### Durable Frame Design

LSBE incorporates an aluminum cabinet that enhances durability, and its high-strength frame, surpassing that of plastic, allows for stable operation.



### Flame Spread Protection

LSBE is compliant with the standard for assessing flame spread, receiving a Class C rating according to the EN 13501-1:2018 test. With its fire resistance, LSBE contributes to the safety of your space.

\* The test was conducted by SGS-CSTC Standards Technical Services (Shanghai) Co., LTD on Aug. 21 to 24, 2023, in accordance with the EN 13501-1:2018 standard. The LED module with product number (LSBE XX-XXX) was used as the test subject. The test results confirmed its compliance with the EN 13501-1:2018 Class C-s2, d0 rating.



### Compatibility with LG Software Solutions

When connected with LG's CVBA system controller, the LSBE series is compatible with LG software solutions including SuperSign CMS, LED Assistant, and ConnectedCare, which help customers operate their own business properly.

- \* The availability of the 'LG ConnectedCare' service differs by region, and it needs to be purchased separately. So please contact the LG sales representative in your region for more details.
- \* The items that can be monitored by LG ConnectedCare : Main Board (Temp., Signal Status, FPGA Ver, Ethernet Connection Status), Receiving Card (Temp., LED Power)
- \* Actual GUI may vary in different webOS versions.
- \* LG Software solutions needs to be purchased separately.

## SPECIFICATIONS

		LSBE012-GD	LSBE015-GD	LSBE018-GD	LSBE025-GD
Pitch Name		P1.25	P1.5	P1.8	P2.5
Physical Parameters	Pixel Configuration	Single SMD	Single SMD	Single SMD	Single SMD
	Pixel Pitch (mm)	1.25	1.56	1.88	2.5
	Module Resolution (W × H)	240 × 270	192 × 216	160 × 180	120 × 135
	Module Dimensions (W × H, mm)	300 × 337.5 × 13	300 × 337.5 × 13	300 × 337.5 × 13	300 × 337.5 × 13
	Weight per Module (kg)	0.95	0.95	0.95	0.95
	No. of Modules per Cabinet (W × H)	2 × 1	2 × 1	2 × 1	2 × 1
	Cabinet Resolution (W × H)	480 × 270	384 × 216	320 × 180	240 × 135
	Cabinet Dimensions (W × H × D, mm)	600 × 337.5 × 72	600 × 337.5 × 72	600 × 337.5 × 72	600 × 337.5 × 72
	Cabinet Surface Area (m <sup>2</sup> )	0.2	0.2	0.2	0.2
	Weight per Cabinet (kg/Cabinet)	6.5	6.5	6.5	6.5
	Weight per Square Meter (kg/m <sup>2</sup> )	32	32	32	32
	Physical Pixel Density (pixels/m <sup>2</sup> )	640,000	409,600	284,444	160,000
	Flatness of Cabinet (mm)	±0.3	±0.3	±0.3	±0.3
	Cabinet Material	Die-casting Aluminum	Die-casting Aluminum	Die-casting Aluminum	Die-casting Aluminum
	Service Access	Front	Front	Front	Front
Optical Specifications	Max. Brightness (After Calibration, nit)	600	600	600	600
	Color Temperature (K)	3,200-9,300	3,200-9,300	3,200-9,300	3,200-9,300
	Visual Viewing Angle (H × V)	160 × 150	160 × 150	160 × 150	160 × 150
	Brightness Uniformity	97%	97%	97%	97%
	Color Uniformity	±0.003 Cx, Cy	±0.003 Cx, Cy	±0.003 Cx, Cy	±0.003 Cx, Cy
	Contrast Ratio	5,000 : 1	5,000 : 1	5,000 : 1	5,000 : 1
	Processing Depth (bit)	14	14	14	14
Electrical Specifications	Power Consumption (W/Cabinet, Max.)	117	107	103	93
	Power Consumption (W/Cabinet, Avg.)	51	45	41	36
	Power Consumption (W/m <sup>2</sup> , Max.)	580	530	510	460
	Heat Dissipation (BTU/h/Cabinet, Max.)	400	365	351	317
	Heat Dissipation (BTU/h/Cabinet, Avg.)	174	153	140	122
	Heat Dissipation (BTU/h/m <sup>2</sup> , Max.)	1,980	1,808	1,740	1,570
	Power Supply (V)	100 to 240	100 to 240	100 to 240	100 to 240
	Frame Rate (Hz)	50 / 60	50 / 60	50 / 60	50 / 60
Refresh Rate (Hz)	3,840	3,840	3,840	3,840	
Operation Specifications	Lifetime (Half Brightness)	100,000	100,000	100,000	100,000
	Operating Temperature (°C)	-20 to +40	-20 to +40	-20 to +40	-20 to +40
	Operating Humidity	10-80% RH	10-80% RH	10-80% RH	10-80% RH
	IP Rating Front / Rear	IP50 / IP50	IP50 / IP50	IP50 / IP50	IP50 / IP50
Standard	Certification	CE, FCC, cTUVus, CB, KC, CCC, Class C	CE, FCC, cTUVus, CB, KC, CCC, Class C	CE, FCC, cTUVus, CB, KC, CCC, Class C	CE, FCC, cTUVus, CB, KC, CCC, Class C
	Certification (Fire Protection)	EN 13501-1	EN 13501-1	EN 13501-1	EN 13501-1
Environment		RoHS, REACH	RoHS, REACH	RoHS, REACH	RoHS, REACH
Controller		CVBA	CVBA	CVBA	CVBA
90 Degree Corner Cut		Yes	Yes	Yes	Yes

## CVBA (Controller)

Cabinet		LSBE012-GD, LSBE015-GD, LSBE018-GD, LSBE025-GD
Max Output Range	Loading Capacity	3,840 × 2,160 @ 60 Hz
	Output Resolution	8.2944 Million Pixels
Input	HDMI 2.0, HDCP 2.2, DP 1.2 / HDCP 1.3, OPS	
Output	Ethernet (To LED Screen (16-channel))	
Control	LAN	Yes
	RS-232C	Yes (LOOP)
	Remote Control	Yes
Sensor	Temperature (Embedded Sensor)	Yes
Video Processing	Brightness Adjustment, Chroma Adjustment, Improved Grayscale at Low Brightness, Scaling, HDR10 Pro	
Application	SuperSign CMS, webOS API, LG ConnectedCare <sup>1)</sup> , Configuration SW (LED Assistant)	
Mechanical	Size (W × H × D, mm)	443 × 63 × 307.5
	Weight (kg)	4.9

<sup>1)</sup> The availability can differ by region.

\* Specifications are subject to change without notice. Please make sure to check the product manual for details about product usage.



Download  
LG C-Display+  
Mobile App  
Google Play Store

[www.lg.com/global/business/information-display](http://www.lg.com/global/business/information-display)  
[www.youtube.com/c/LGCommercialDisplay](https://www.youtube.com/c/LGCommercialDisplay)  
[www.facebook.com/LGInformationDisplay](https://www.facebook.com/LGInformationDisplay)  
[www.linkedin.com/company/lginformationdisplay](https://www.linkedin.com/company/lginformationdisplay)  
[twitter.com/LG\\_ID\\_HQ](https://twitter.com/LG_ID_HQ)

LG may make changes to specifications and product descriptions without notice. Copyright © 2024 LG Electronics Inc. All rights reserved. "LG Life's Good" is a registered trademark of LG Corp. The names of products and brands mentioned here may be the trademarks of their respective owners.