


Powerbird B5

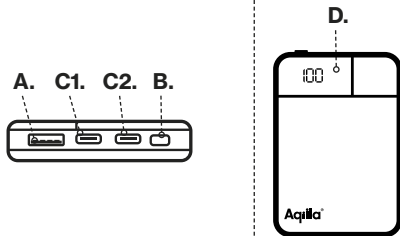
User manual



Aquila®

Powerbird B5

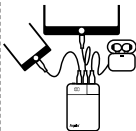
User manual



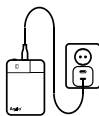
1.



2.



3.



Know your Powerbird:

- A. USB-A: Charge devices (12W)
- C1. USB-C1: Charge devices (12W)
- C2. USB-C2: Charge devices (12W) & for charging the Powerbird (12W)
- B. Display Button: Turns display on
- D. LCD: Shows battery status 0 - 100 %

How to use your Powerbird:

1. Connect your device to the Powerbird and start charging.
2. Charge up to three devices at the same time. When multiple devices are connected, the maximum charging speed will be shared.
3. Connect USB-C2 to a power source to charge your Powerbird. USB-A and USB-C1 can still be used to charge other devices.

The details:

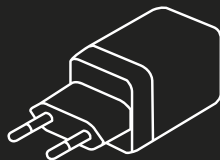
Capacity: 5.000mAh / 18.5Wh / Lithium-Polymer
 USB-C1 Output: 5V/2.4A
 USB-C2 Input: 5V/2.4A Output: 5V/2.4A
 USB-A Output: 5V/2.4A
 Rated Power: 12W

Included with the Powerbird:

Charging cable, Carrying strap, Manual

Warnings!

- Use the power bank only within its rated charge and discharge specifications. Misuse outside these parameters can lead to safety issues, for which Aqilla is not liable.
- Operate the power bank within its specified ambient temperature range. Using it outside this range may compromise safety and quality, exempting Aqilla from responsibility.
- Do not disassemble the power bank. Doing so can cause internal short circuits, air leaks, explosions, or other hazards, with Aqilla not being responsible for such damages.
- Store the product within the specified temperature range. Extended charging or movement can lead to safety and quality issues. It's advisable to check the power bank every 6 months.
- Avoid exposing the power bank to liquids, including water, seawater, and beverages.
- Prevent short circuits at the product interfaces, which can damage the power bank and void Aqilla's warranty.
- Do not incinerate the power bank as it can cause battery explosions and safety risks.
- Handle the product carefully during transport. Do not use if you notice damage, deformation, electrolyte smell, or leakage.
- Avoid dropping, hitting, or bending the product as these actions can damage it and are not covered by Aqilla's warranty.
- The manufacturer is not liable for damage or safety issues resulting from misuse as outlined below.
- Non-compliance with the operation instructions and safety warnings may result in damage not covered by warranty.
- Using the equipment in environments outside the specified limits is not covered by warranty.
- Storing the equipment in conditions that do not conform to the specifications can lead to damage not under warranty.
- Any application or operation beyond the specified conditions is prohibited and not covered by warranty.



Looking for accessories to your powerbank?

Check out www.aqilla.eu and set yourself free.



About us:

Aqilla is an urban lifestyle technology brand with many years experience in bringing you innovative products that you can use on your life adventures.

Do you want to get in contact with us?

Visit www.aqilla.eu or email us directly at hello@aqilla.eu.

Aqilla[®]