




AV600 Powerline Wi-Fi Kit

Extend Wi-Fi to Every Room



TL-WPA4226 KIT



Extra Power Socket

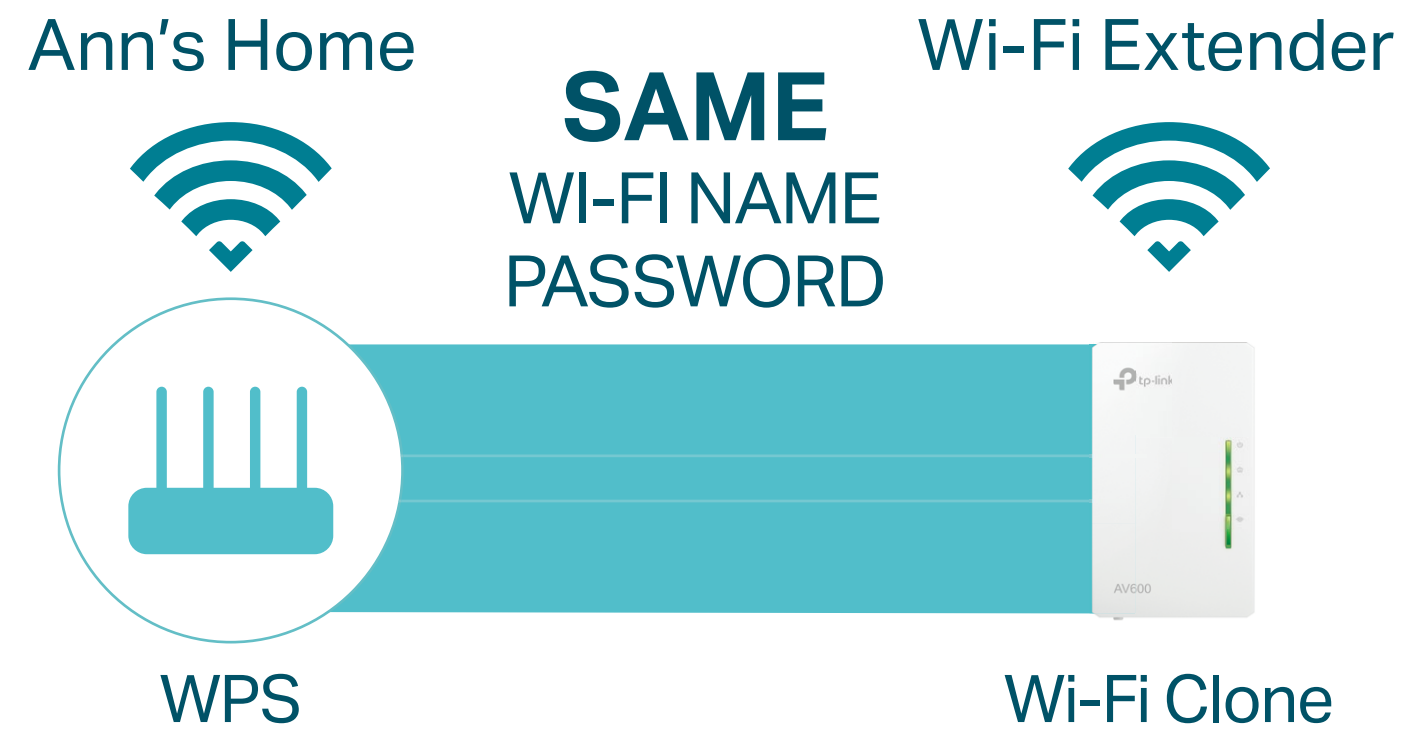


Plug and Play

Highlights

Simple Setup with Wi-Fi Clone

Copy your wireless network name (SSID) and password from your router instantly by pressing the Wi-Fi Clone button.



Auto-Sync Wi-Fi Settings for Easy Management

Any changes made to the Wi-Fi settings of any unit will be automatically applied across the entire Powerline network.

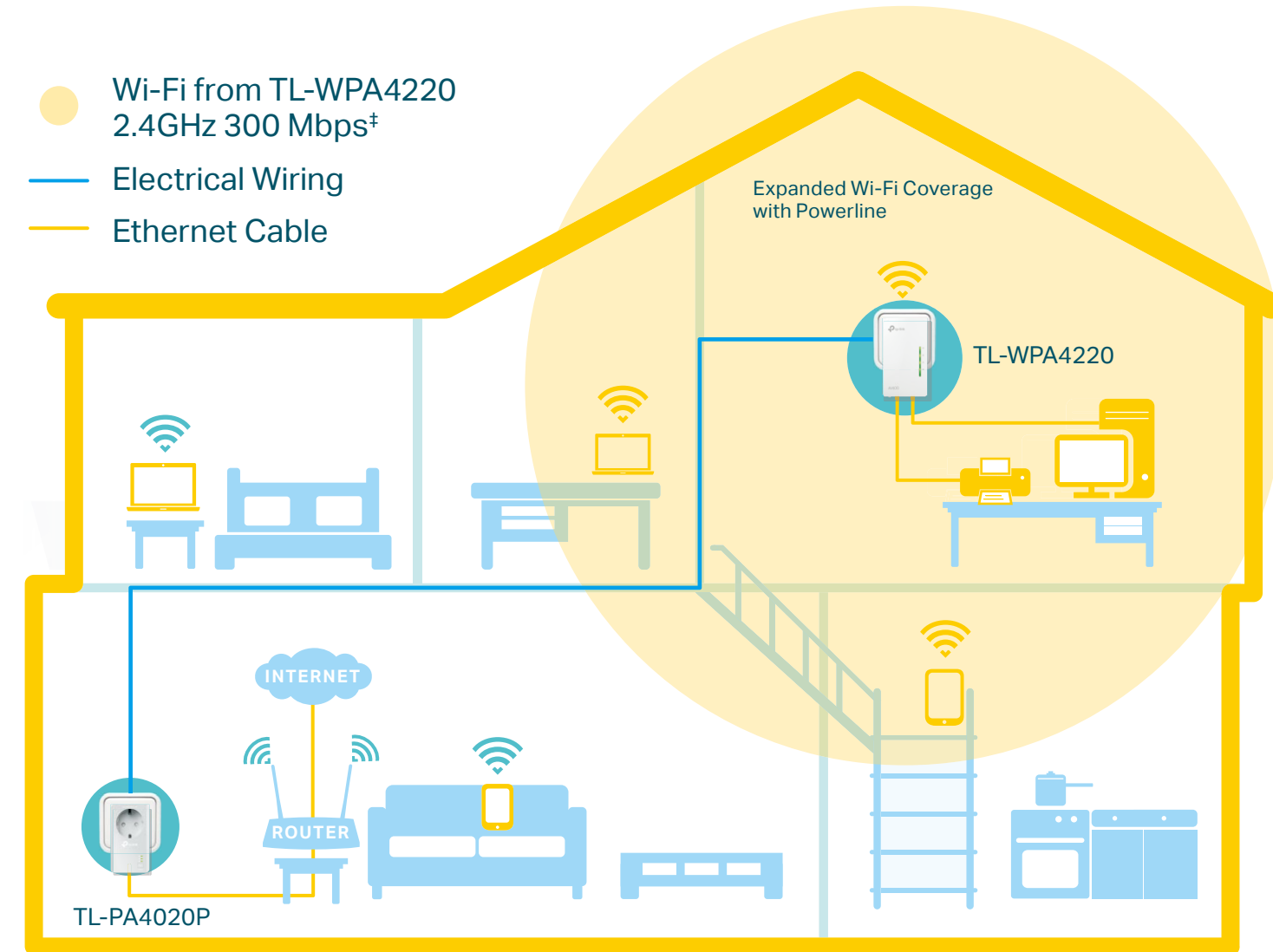


Highlights

Extend Wi-Fi to Every Room Using Existing Electrical Wiring

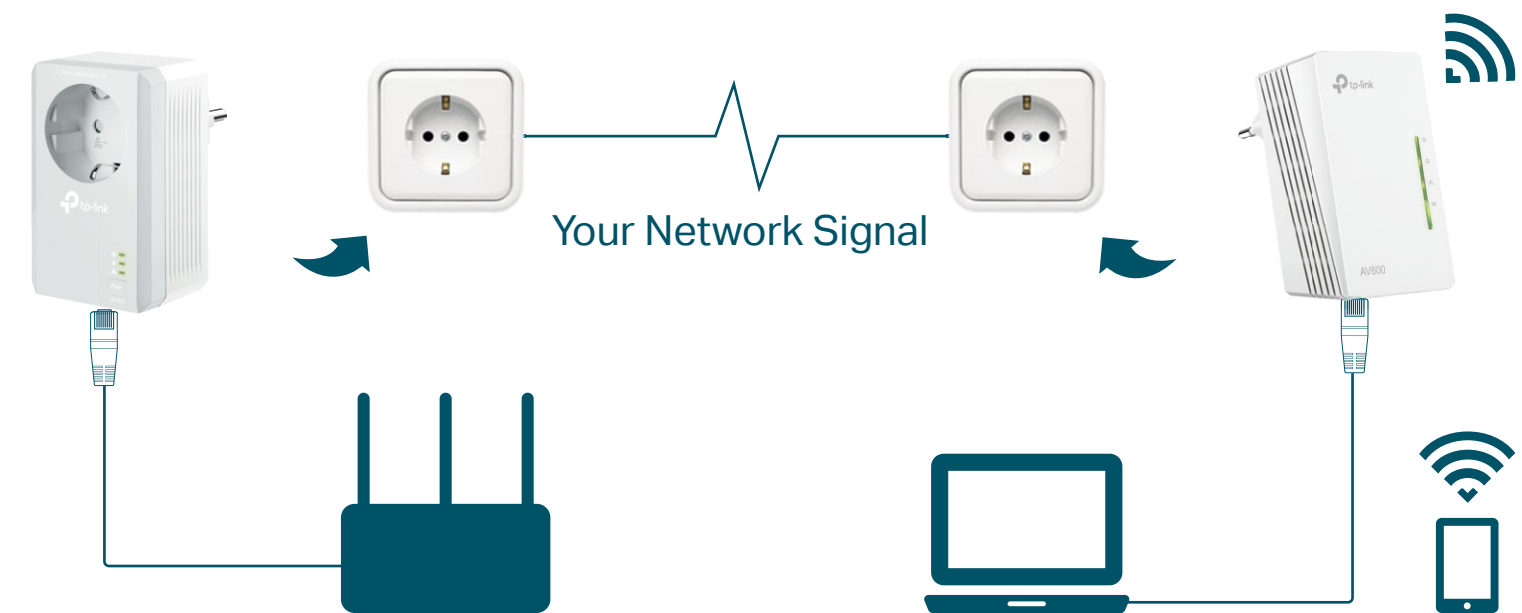
The powerline product TL-WPA4226 KIT transforms your home's existing electrical circuit into a high-speed network, and brings wired and wireless networks to anywhere there is a power outlet.

- No need for new wires or drilling
- Network passes through walls and floors



Plug and Play

Powerline adapters and extenders must be deployed in a set of two or more, and be connected to the same electrical circuit.



Features

Speed

- **Ultra-fast Powerline Speed** – HomePlug AV2 standard compliant, high-speed data transfer rate of up to 600 Mbps, ideal for Ultra HD streaming and online gaming
- **Extend Wi-Fi to Every Room** – Extend 300Mbps wireless connections to previously hard-to-reach areas of your home and office
- **Speed Optimization** – Supports IGMP managed multicast IP transmission, optimizing IPTV streaming

Ease of Use

- **Plug and play** – Plug and play, no configuration required
- **No new wires** – No new wires, use existing electrical wiring to expand your home network
- **Keep your outlet** – An integrated socket lets you power regular devices as normal, and a built-in noise filter prevents them from interrupting the powerline signal.
- **TP-Link tpPLC** – Allows you to easily manage your network using the tpPLC Utility

Range

- **300-meter Range** – Up to 300 meters/1,000 feet over existing electrical wiring⁸

Security

- **Pair Button** – 128-bit AES encryption easily at a push of "Pair" button

Reliability

- **Mains Filter** – Mains Filter inside the outlet reduces electrical noise interference and improves powerline communication performance

Specifications

Hardware

- Plug Type: EU
- Standards and Protocols: HomePlug AV2, HomePlug AV, IEEE 1901, IEEE 802.3, IEEE 802.3u, IEEE 802.3ab
- Power Consumption:
TL-WPA4220 Power Consumption: Maximum: 5.6W, Typical: 5.2W
TL-PA4020P Power Consumption: Maximum: 3.26W, Typical: 2.58W, Standby: 0.83W
- Compatibility: Works with all routers and HomePlug AV/AV2 powerline adapters/extenders†
- Extensibility: Connects more devices by adding more adapters or connecting an access point or a switch
- Range: Up to 300 meters/1,000 feet over existing electrical wiring§
- Interface: Ethernet Port, Power Socket
- Button: Pair Button, Wi-Fi Button, Reset Button
- LEDs: Power, Powerline, Ethernet, Wi-Fi
- Dimensions (W x D x H):
TL-WPA4220: 2.1 × 1.6 × 3.7 in (54 × 40 × 94 mm)
TL-PA4020P: 2.3 × 1.7 × 3.7 in (58 × 42 × 95mm)



For more information, please visit

https://www.tp-link.com/products/details/?model=TL-WPA4226KIT_V5

or scan the QR code left

Specifications are subject to change without notice. ©2020 TP-Link

†Compatible with all HomePlug AV and AV2 Standard Powerline adapters. This product may not be compatible with routers or gateways with firmware that has been altered, is based on open source programs, or are non-standard or outdated.

‡Maximum wireless signal rates are the physical rates derived from IEEE Standard 802.11 specifications. Actual wireless data throughput and wireless coverage are not guaranteed and will vary as a result of network conditions, client limitations, and environmental factors, including building materials, obstacles, volume and density of traffic, and client location.

§Maximum Powerline signal rates are the physical rates derived from HomeplugAV/AV2 specifications. Actual Powerline data throughput and Powerline range are not guaranteed and will vary as a result of network conditions and environmental factors, including electrical interference, volume of traffic and network overhead, AFCI circuit breaker, and Powerline being located in a separate circuit.

Software

- Modulation Technology: OFDM (PLC)
- Encryption: Wireless Security: WPA-PSK / WPA2-PSK, WEP Encryptions
Powerline Security: 128-bit AES

Others

- Certification: CE, RoHS
- Package Contents:
AV600 Powerline Wi-Fi Kit
1 × TL-WPA4220 (Wi-Fi Extender)
1 × TL-PA4020P
2 × Ethernet Cables
1 × Quick Installation Guide
- System Requirements:
Windows 2000/XP/2003/Vista, Windows 7/8/8.1/10, Mac, Linux
- System Requirements for tpPLC Utility:
Windows XP/Vista/7/8/8.1/10 and Mac OS X (10.7 or later)
- Environment:
Operating Temperature: 0°C~40°C (32°F ~104°F)
Operating Humidity: 10%~90% non-condensing
Storage Humidity: 5%~90% non-condensing

www.tp-link.com

TP-Link AV600 Powerline Wi-Fi Kit TL-WPA4226 KIT