
























Features

	 VIA Campus² PLUS	 VIA Campus² / VIAware	 VIA GO²	 VIA Connect²
 Wireless Connection BYOD connectivity from any PC, Mac, Chromebook, or iOS & Android device	✓	✓	✓	✓
 Powerful Content Security User authentication, 1024-bit data encryption, dynamic room code	✓	✓	✓	✓
 Mobile Mirroring Show any content from your iOS, Android or Chromebook device on the main display	✓	✓	✓	✓
 Full HD Video Streaming Stream uninterrupted full-HD wireless video (up to 1080p60), images and documents in the room or from a remote location	✓	✓	✓	✓
 Integrated YouTube Player Create playlists, share videos or drag and drop any YouTube clip to your VIA app for seamless video playback	✓	✓	✓	✓
 Do Not Disturb (DND) Give the presenter complete control by disabling collaboration features	✓	✓	✓	✓
 Customizable Features Enable or disable features based on need	✓	✓	✓	✓
 VIA Pad Compatible Touch-and-Present USB device for laptops	✓	✓	✓	✓
 VIA Site Management (VSM) Monitor, control and get actionable analytics from all VIA devices on the network; schedule firmware updates, and more	✓	✓	✓	✓
 Digital Signage Display dynamic content on the main display during meeting downtime			✓	✓
 Calendar Integration Display room availability on the VIA wallpaper screen by connecting a Google calendar, Exchange, or Microsoft Office365 account	✓	✓	✓	✓
 View Main Display View the main display on your own device	✓	✓		✓
 Streaming Output Seamlessly stream all collaboration activity from classrooms or meeting spaces to live servers or to any H264 decoder	✓	✓		✓
 Web Conferencing Connect & collaborate using major videoconference platforms like Zoom® and Teams®				

* Supported by VIA Connect PRO 2017 Edition and later

Features



VIA Campus² PLUS





















VIA Campus² / VIAware



VIA GO²



VIA Connect²

	VIA Campus² PLUS	VIA Campus² / VIAware	VIA GO²	VIA Connect²
 File Storage Drag and drop files to the Files folder to share instantly with other users	✓	✓		✓
 File Sharing Share any size file with any number of participants	✓	✓		✓
 Whiteboard Annotate, illustrate and edit shared documents: touch-screen compatible	✓	✓		✓
 Chat Send an instant message to another participant	✓	✓		✓
 Enable Control Give a participant control over a presenter's Mac or PC laptop; enable collective document editing	✓	✓		✓
 Windows PC Operating Platform Can be used as an in-room Windows PC with full Windows capabilities				
 Recording Record an entire VIA video and audio session to a local video file	✓	✓		
 VIA Versa Wirelessly connect to the meeting room's camera and AV gear	✓	✓		✓
 Web Browser Access any web browser and display content from any website	✓	✓		
 Third Party Apps Support for wide variety of Windows-based apps, such as Microsoft Office®				 Zoom™ & Microsoft Teams™
 4K-UHD Output Present 4K-UHD content to compatible 4K-UHD displays	✓	✓	✓	✓
 HDMI Input Connect any HDMI source (camera, media player, PC) and present it on the main display	✓			✓
 Customizable Screen Layout Determine how single or multiple presenter screens appear on your main display	✓	✓		

* Supported by VIA Connect PRO 2017 Edition and later