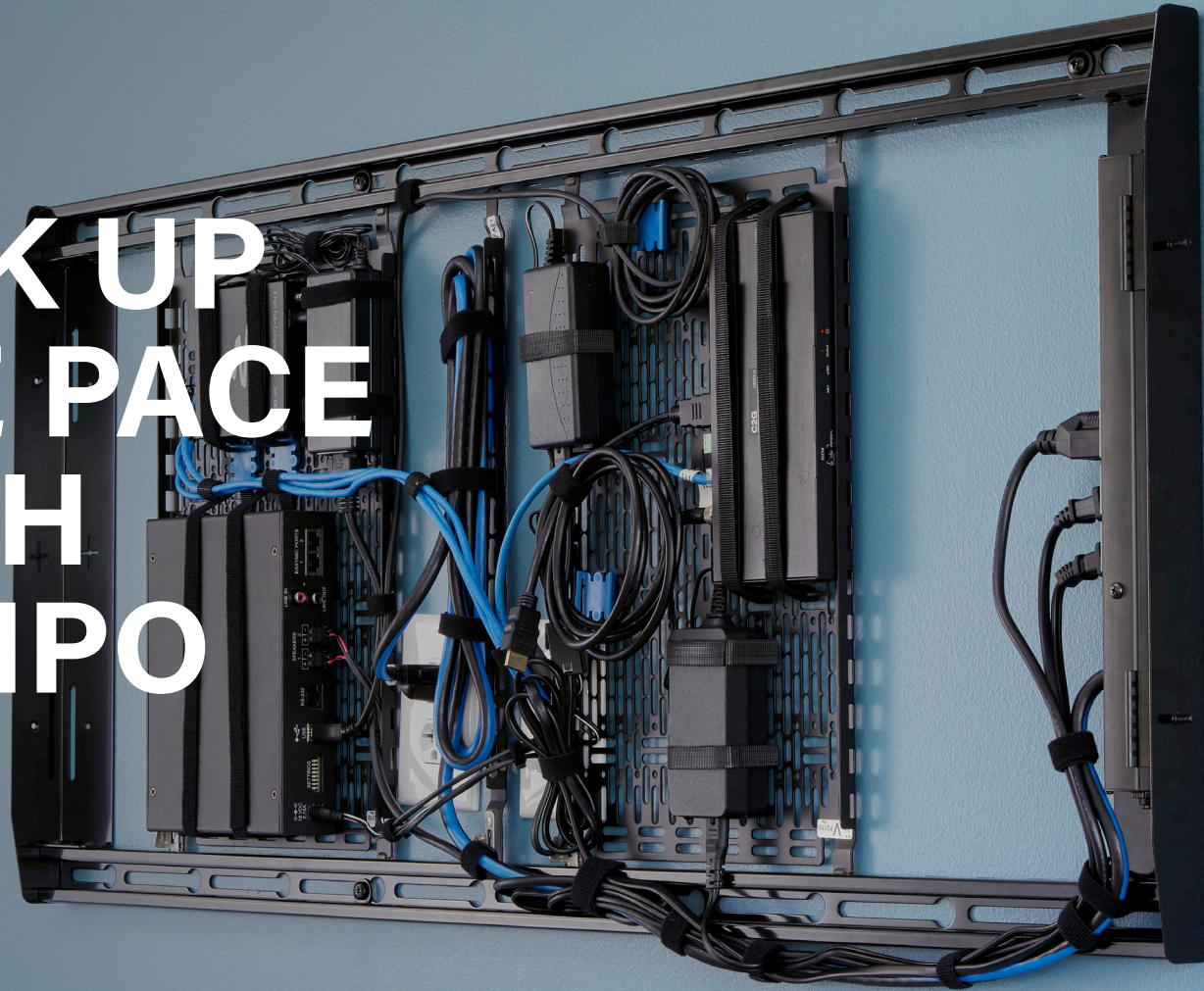


**PICK UP
THE PACE
WITH
TEMPO**



TEMPO[®] FLAT PANEL
WALL MOUNT SYSTEM

TEMPO® FLAT PANEL WALL MOUNT SYSTEM

This all-in-one configurable wall mounting system is designed to improve efficiency by streamlining installation workflow. AV professionals can increase productivity and add money to the bottom line with this new system, especially for mass rollouts.

Install on any wall and neatly store AV devices with simple, unparalleled service access. Install up to six small devices behind the display on integrated Lever Lock™ storage panels. Tempo Wall Mount System is thoughtfully designed with feedback from installers for faster deployments.

Accelerate AV Installations

- One part number, one box, one order!
- Ship to site pre-loaded with small devices and cabling.

Save Money

- Reduce onsite installation personnel and time.
- Minimize last-minute shipping costs of missing parts.

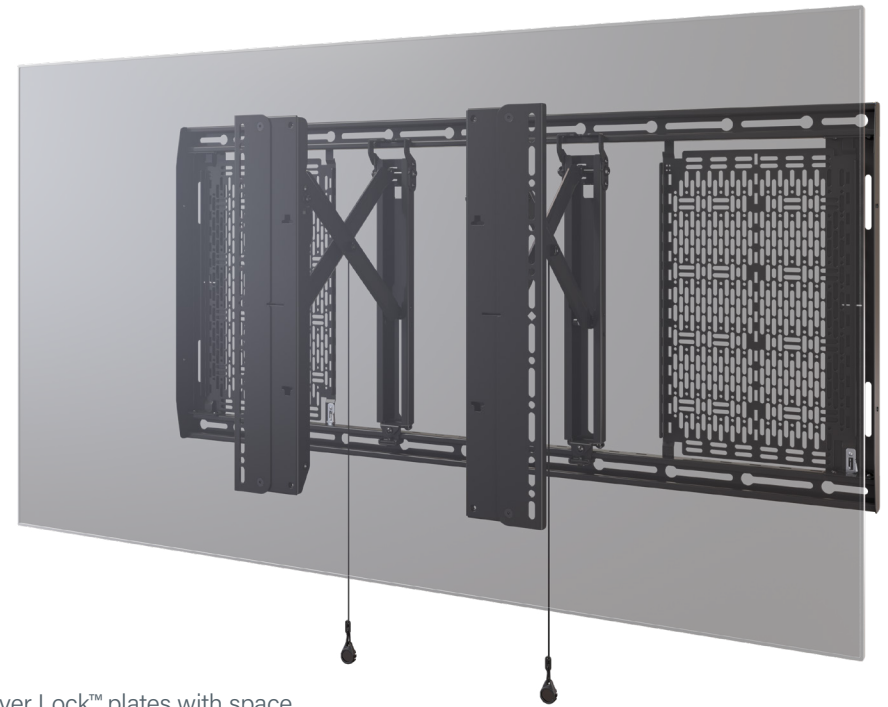
Feature Flexibility

- Wall plate and sliding interface design facilitates centering display in the right position.
- 10° of adjustable display tilt in 2.5° increments.

Streamlined for Success

- Total installation depth facilitates ADA compliance*
- Up to 1" (25 mm) post-install leveling adjustment.

*When display depth is less than 2" (51 mm)



Integrated Storage

- Ships with two 15"x10" Lever Lock™ plates with space to add more.
- Storage plates can be moved along the mounting rail for best placement of components.

Simplify Service

- Approximately 13" (330 mm) of service access.
- Open wall plate for easy positioning of power and data sources and in-wall storage.

TEMPO[®] SPECIFICATIONS

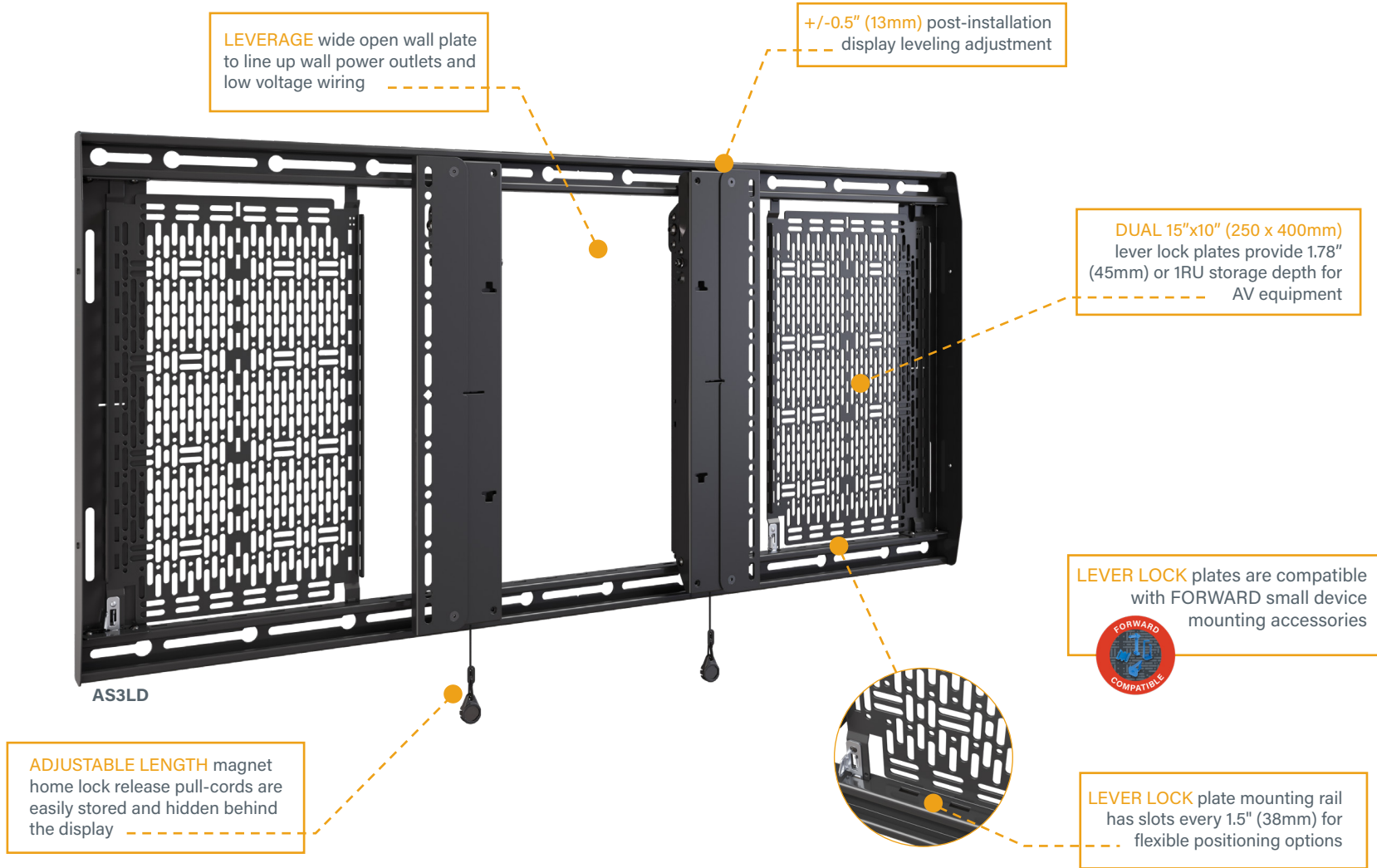


Part Number	AS3LD
Name	Tempo™ Flat Panel Wall Mount System
Power Distribution Unit	None
Typical Display Size	49"-86"
Display Weight Capacity	200 lbs (90.7 kg)
Display Mounting Pattern	Up to 970 x 450 mm
Dimensions (W x H x D)	42.03" x 19.75" x 1.96" (1068 x 502 x 50 mm)
Wall Substrates	Steel stud, wood stud, concrete, and block walls
Post-Install Leveling	1" (25 mm)
Lateral Shift	Yes
Tilt	-10°/+0°, 2.5° increments
Plumb Adjust	0.38" (10 mm)
Storage Dimensions (W x H)	Includes (2) 10" x 15" (250 x 402 mm) Lever Lock plates
Storage Weight Capacity	20 lbs (9 kg) per Lever Lock plate
Service Extension	10.65" (271 mm)
Service Depth	12.61" (320 mm)
Color	Black
Certifications	UL

TEMPO® FLAT PANEL WALL MOUNT SYSTEM

PURPOSEFULLY DESIGNED with 42" x 19.75" (1068 x 502mm) footprint - hides behind typical 49" displays and larger

* **UL LISTED** and **TUV CERTIFIED (pending)**
Safety tested for installation on metal or wood studs, concrete or block wall substrates

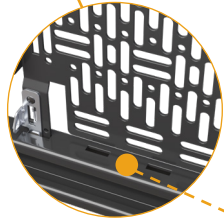


LEVERAGE wide open wall plate to line up wall power outlets and low voltage wiring

+/-0.5" (13mm) post-installation display leveling adjustment

DUAL 15"x10" (250 x 400mm) lever lock plates provide 1.78" (45mm) or 1RU storage depth for AV equipment

LEVER LOCK plates are compatible with FORWARD small device mounting accessories

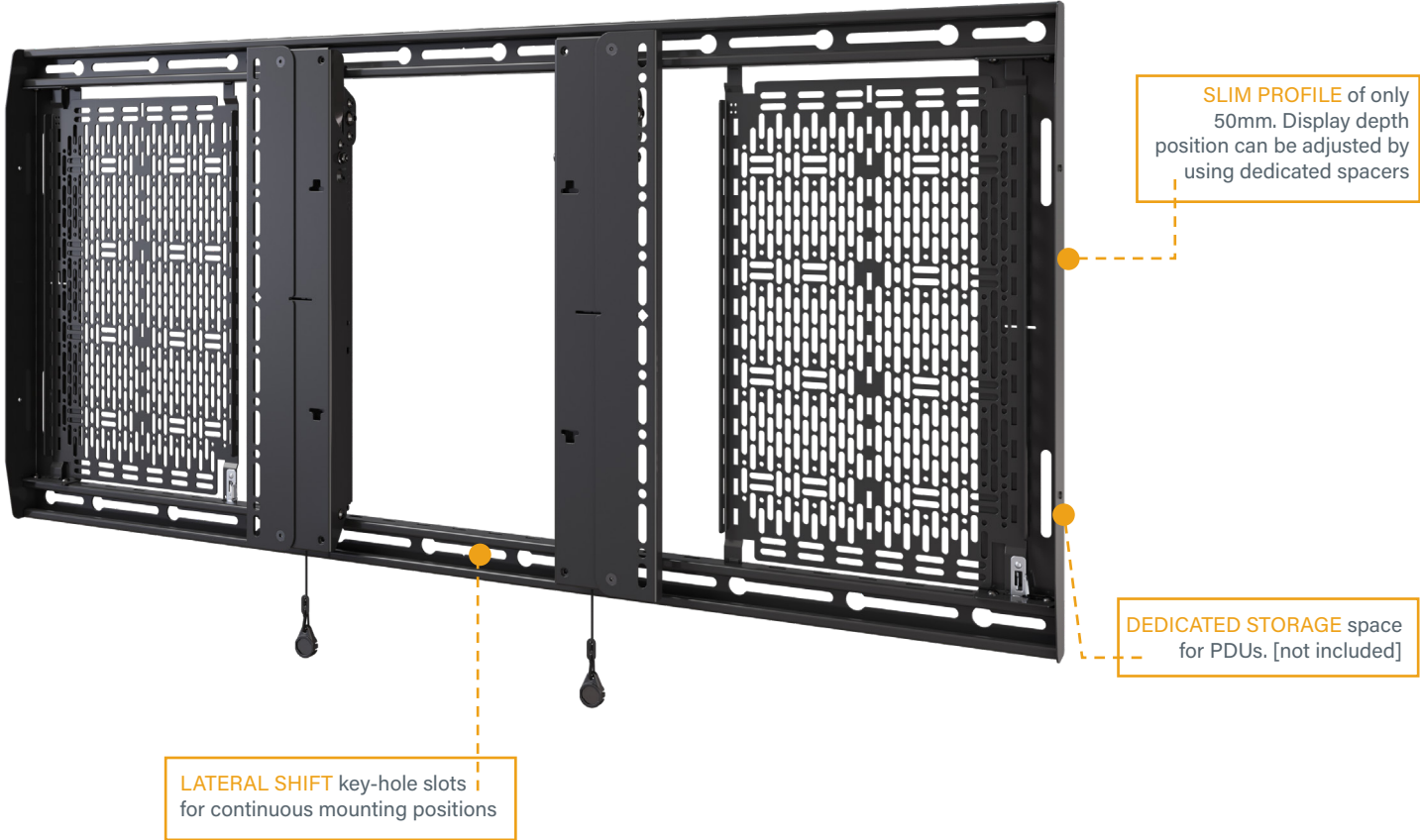


LEVER LOCK plate mounting rail has slots every 1.5" (38mm) for flexible positioning options

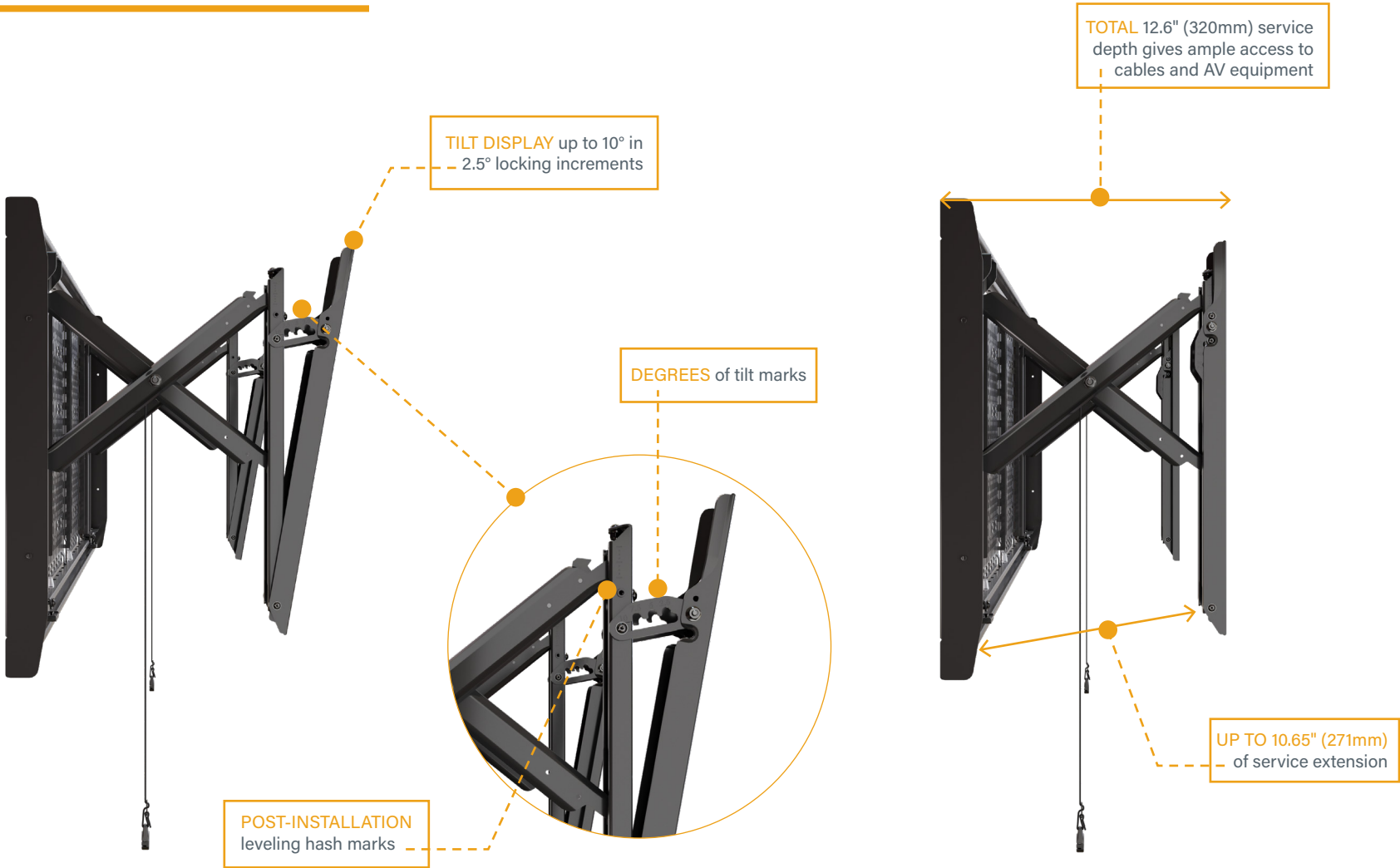
ADJUSTABLE LENGTH magnet home lock release pull-cords are easily stored and hidden behind the display

AS3LD

TEMPO® FLAT PANEL WALL MOUNT SYSTEM



TEMPO® PULL-OUT EXTENSION AND TILT



ACCESSORIES



CAMERA SHELF 1
AS3A100

- Cable Management Pass-Through Window
- 15 lbs (6.8 kg) Weight Capacity
- Vaddio® IntelliSHOT & ConferenceSHOT ePTZ Camera Bracket included




VIDEO SOUND BAR 2
AS3A101

- 20 lbs (9 kg) Weight Capacity when using interface bracket, 15 lbs (6.8 kg) when using "L" brackets
- Fits most video-sound bars with mounting holes in the back or bottom



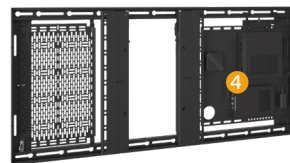
60mm INTERFACE EXTENDER 3
FHB5174

- Increase vertical mounting from 450mm up to 650mm
- Interface brackets screw onto Tempo Wall Mount System without adding depth



CRESTRON® UC BRACKET ACCESSORY 4
AS3A102

- Toolless thumb screws
- Lateral shift offers precision placement of the Crestron UC Bracket assembly behind display
- Crestron Flex Integrator Kit replaces Lever Lock plate storage area



*Crestron Flex Integrator Kit not included



Camera Shelf and Sound Bar Mount can be mounted above or below display.

